

SAMPLE DETAILS
SAMPLE NAME: Hard Lozeng 07.10.27

Infused, Hemp Infused

CULTIVATOR / MANUFACTURER
Business Name:
License Number:
Address:
DISTRIBUTOR / TESTED FOR
Business Name: Xite Edibles

License Number:
Address: 1540 South 21st St
 Colorado Springs CO 80904

SAMPLE DETAIL
Batch Number: 6010

Sample ID: 260115N031

Date Collected: 01/15/2026

Date Received: 01/15/2026

Batch Size:
Sample Size: 1.0 unit

Unit Mass: 65 grams per Unit

Serving Size: 0.9 gram per Serving

 Scan QR code to verify
 authenticity of results.

CANNABINOID ANALYSIS - SUMMARY
Total THC: 104.260 mg/unit

Total CBD: 101.855 mg/unit

Sum of Cannabinoids: 213.395 mg/unit

Total Cannabinoids: 213.395 mg/unit

Total THC/CBD is calculated using the following formulas to take into

account the loss of a carboxyl group during the decarboxylation step:

 Total THC = Δ^9 -THC + (THCa (0.877))

Total CBD = CBD + (CBDa (0.877))

 Sum of Cannabinoids = Δ^9 -THC + THCa + CBD + CBDa + CBG + CBGa +


 THCV + THCVa + CBC + CBCa + CBDV + CBDVa + Δ^8 -THC + CBL + CBN

 Total Cannabinoids = (Δ^9 -THC+0.877*THCa) + (CBD+0.877*CBDa) +

(CBG+0.877*CBGa) + (THCV+0.877*THCVa) + (CBC+0.877*CBCa) +


 (CBDV+0.877* CBDVa) + Δ^8 -THC + CBL + CBN

SAFETY ANALYSIS - SUMMARY


 Pesticides:  **PASS**

 Mycotoxins:  **PASS**

 Residual Solvents:  **PASS**

 Heavy Metals:  **PASS**

 Microbiology (PCR):  **PASS**

 Microbiology (Plating):  **PASS**

For quality assurance purposes. Not a Regulatory Hemp Lab Test Report. These results relate only to the sample included on this report. This report shall not be reproduced, except in full, without written approval of the laboratory.

Sample Certification: Action Limits used in this report are a compilation of guidance from state regulatory agencies in all states except Alaska. Action limits for required tests are the lower of any conflicting state regulations.

Decision Rule: Statements of conformity (e.g. Pass/Fail) to specifications are made in this report without taking measurement uncertainty into account. Where statements of conformity are made in this report, the following decision rules are applied: PASS - Results within limits/specifications, FAIL - Results exceed limits/specifications.

References: limit of detection (LOD), limit of quantification (LOQ), not detected (ND), not tested (NT), $\mu\text{g/g}$ = ppm, $\mu\text{g/kg}$ = ppb, too numerous to count >250 cfu/plate (TNTC), colony-forming unit (cfu)


 Approved by: Josh Wurzer
 Chief Compliance Officer
 Date: 01/22/2026

Amendment to Certificate of Analysis 260115N031-001



Cannabinoid Analysis

Tested by high-performance liquid chromatography with diode-array detection (HPLC-DAD).

Method: QSP 1157 - Analysis of Cannabinoids by HPLC-DAD

TOTAL THC: 104.260 mg/unit

Total THC (Δ^9 -THC+0.877*THCa)

TOTAL CBD: 101.855 mg/unit

Total CBD (CBD+0.877*CBDA)

TOTAL CANNABINOIDS: 213.395 mg/unit

Total Cannabinoids (Total THC) + (Total CBD) + (Total CBG) + (Total THCV) + (Total CBC) + (Total CBDV) + Δ^8 -THC + CBL + CBN

TOTAL CBG: 3.445 mg/unit

Total CBG (CBG+0.877*CBGa)

TOTAL THCV: ND

Total THCV (THCV+0.877*THCVa)

TOTAL CBC: 1.690 mg/unit

Total CBC (CBC+0.877*CBCa)

TOTAL CBDV: ND

Total CBDV (CBDV+0.877*CBDVa)

CANNABINOID TEST RESULTS - 01/19/2026

COMPOUND	LOD/LOQ (mg/g)	MEASUREMENT UNCERTAINTY (mg/g)	RESULT (mg/g)	RESULT (%)
Δ^9 -THC	0.002 / 0.014	±0.0881	1.604	0.1604
CBD	0.004 / 0.011	±0.0584	1.567	0.1567
CBG	0.002 / 0.006	±0.0026	0.053	0.0053
CBN	0.001 / 0.007	±0.0009	0.033	0.0033
CBC	0.003 / 0.010	±0.0008	0.026	0.0026
Δ^8 -THC	0.01 / 0.02	N/A	ND	ND
THCa	0.001 / 0.005	N/A	ND	ND
THCV	0.002 / 0.012	N/A	ND	ND
THCVa	0.002 / 0.019	N/A	ND	ND
CBDA	0.001 / 0.026	N/A	ND	ND
CBDV	0.002 / 0.012	N/A	ND	ND
CBDVa	0.001 / 0.018	N/A	ND	ND
CBGa	0.002 / 0.007	N/A	ND	ND
CBL	0.003 / 0.010	N/A	ND	ND
CBCa	0.001 / 0.015	N/A	ND	ND
SUM OF CANNABINOIDS			3.283 mg/g	0.3283%

Unit Mass: 65 grams per Unit / Serving Size: 0.9 gram per Serving

Δ^9 -THC per Unit	104.260 mg/unit
Δ^9 -THC per Serving	1.444 mg/serving
Total THC per Unit	104.260 mg/unit
Total THC per Serving	1.444 mg/serving
CBD per Unit	101.855 mg/unit
CBD per Serving	1.410 mg/serving
Total CBD per Unit	101.855 mg/unit
Total CBD per Serving	1.410 mg/serving
Sum of Cannabinoids per Unit	213.395 mg/unit
Sum of Cannabinoids per Serving	2.955 mg/serving
Total Cannabinoids per Unit	213.395 mg/unit
Total Cannabinoids per Serving	2.955 mg/serving



Pesticide Analysis

PESTICIDE TEST RESULTS - 01/22/2026 ✔ PASS

Pesticide and plant growth regulator analysis utilizing high-performance liquid chromatography-mass spectrometry (HPLC-MS) or gas chromatography-mass spectrometry (GC-MS).

*GC-MS utilized where indicated.

Method: QSP 1212 - Analysis of Pesticides and Mycotoxins by LC-MS or QSP 1213 - Analysis of Pesticides by GC-MS

Exclusions¹ see last page

Exclusions² see last page

COMPOUND	LOD/LOQ (µg/g)	ACTION LIMIT (µg/g)	MEASUREMENT UNCERTAINTY (µg/g)	RESULT (µg/g)	RESULT
Abamectin	0.03 / 0.10	0.3	N/A	ND	PASS
Acephate	0.02 / 0.07	5	N/A	ND	PASS
Acequinocyl	0.02 / 0.07	4	N/A	ND	PASS
Acetamiprid	0.02 / 0.05	5	N/A	ND	PASS
Aldicarb	0.03 / 0.08	≥ LOD	N/A	ND	PASS
Azoxystrobin	0.02 / 0.07	40	N/A	ND	PASS
Bifenazate	0.01 / 0.04	5	N/A	ND	PASS
Bifenthrin	0.02 / 0.05	0.5	N/A	ND	PASS
Boscalid	0.03 / 0.09	10	N/A	ND	PASS
Captan	0.19 / 0.57	5	N/A	ND	PASS
Carbaryl	0.02 / 0.06	0.5	N/A	ND	PASS
Carbofuran	0.02 / 0.05	≥ LOD	N/A	ND	PASS
Chlorantraniliprole	0.04 / 0.12	40	N/A	ND	PASS
Chlordane*	0.03 / 0.08	≥ LOD	N/A	ND	PASS
Chlorfenapyr*	0.03 / 0.10	≥ LOD	N/A	ND	PASS
Chlorpyrifos	0.02 / 0.06	≥ LOD	N/A	ND	PASS
Clofentezine	0.03 / 0.09	0.5	N/A	ND	PASS
Coumaphos	0.02 / 0.07	≥ LOD	N/A	ND	PASS
Cyfluthrin	0.12 / 0.38	1	N/A	ND	PASS
Cypermethrin	0.11 / 0.32	1	N/A	ND	PASS
Daminozide	0.02 / 0.07	≥ LOD	N/A	ND	PASS
Diazinon	0.02 / 0.05	0.2	N/A	ND	PASS
Dichlorvos (DDVP)	0.03 / 0.09	≥ LOD	N/A	ND	PASS
Dimethoate	0.03 / 0.08	≥ LOD	N/A	ND	PASS
Dimethomorph	0.03 / 0.09	20	N/A	ND	PASS
Ethoprophos	0.03 / 0.10	≥ LOD	N/A	ND	PASS
Etofenprox	0.02 / 0.06	≥ LOD	N/A	ND	PASS
Etoxazole	0.02 / 0.06	1.5	N/A	ND	PASS
Fenhexamid	0.03 / 0.09	10	N/A	ND	PASS
Fenoxycarb	0.03 / 0.08	≥ LOD	N/A	ND	PASS
Fenpyroximate	0.02 / 0.06	2	N/A	ND	PASS
Fipronil	0.03 / 0.08	≥ LOD	N/A	ND	PASS
Fonicamid	0.03 / 0.10	2	N/A	ND	PASS
Fludioxonil	0.03 / 0.10	30	N/A	ND	PASS
Hexythiazox	0.02 / 0.07	2	N/A	ND	PASS
Imazalil	0.02 / 0.06	≥ LOD	N/A	ND	PASS
Imidacloprid	0.04 / 0.11	3	N/A	ND	PASS
Kresoxim-methyl	0.02 / 0.07	1	N/A	ND	PASS
Malathion	0.03 / 0.09	5	N/A	ND	PASS
Metalaxyl	0.02 / 0.07	15	N/A	ND	PASS
Methiocarb	0.02 / 0.07	≥ LOD	N/A	ND	PASS

Continued on next page



Pesticide Analysis *Continued*

PESTICIDE TEST RESULTS - 01/22/2026 *continued* ✔ PASS

COMPOUND	LOD/LOQ (µg/g)	ACTION LIMIT (µg/g)	MEASUREMENT UNCERTAINTY (µg/g)	RESULT (µg/g)	RESULT
Methomyl	0.03 / 0.10	0.1	N/A	ND	PASS
Mevinphos	0.03 / 0.09	≥ LOD	N/A	ND	PASS
Myclobutanil	0.03 / 0.09	9	N/A	ND	PASS
Naled	0.02 / 0.07	0.5	N/A	ND	PASS
Oxamyl	0.04 / 0.11	0.2	N/A	ND	PASS
Paclobutrazol	0.02 / 0.05	≥ LOD	N/A	ND	PASS
Parathion-methyl	0.03 / 0.10	≥ LOD	N/A	ND	PASS
Pentachloronitrobenzene (Quintozene)*	0.03 / 0.09	0.2	N/A	ND	PASS
Permethrin	0.04 / 0.12	20	N/A	ND	PASS
Phosmet	0.03 / 0.10	0.2	N/A	ND	PASS
Piperonyl Butoxide	0.02 / 0.07	8	N/A	ND	PASS
Prallethrin	0.03 / 0.08	0.4	N/A	ND	PASS
Propiconazole	0.02 / 0.07	20	N/A	ND	PASS
Propoxur	0.03 / 0.09	≥ LOD	N/A	ND	PASS
Pyrethrins	0.04 / 0.12	1	N/A	ND	PASS
Pyridaben	0.02 / 0.07	3	N/A	ND	PASS
Spinetoram	0.02 / 0.07	3	N/A	ND	PASS
Spinosad	0.02 / 0.07	3	N/A	ND	PASS
Spiromesifen	0.02 / 0.05	12	N/A	ND	PASS
Spirotetramat	0.02 / 0.06	13	N/A	ND	PASS
Spiroxamine	0.03 / 0.08	≥ LOD	N/A	ND	PASS
Tebuconazole	0.02 / 0.07	2	N/A	ND	PASS
Thiacloprid	0.03 / 0.10	≥ LOD	N/A	ND	PASS
Thiamethoxam	0.03 / 0.10	4.5	N/A	ND	PASS
Trifloxystrobin	0.03 / 0.08	30	N/A	ND	PASS



Mycotoxin Analysis

MYCOTOXIN TEST RESULTS - 01/22/2026 ✔ PASS

Mycotoxin analysis utilizing high-performance liquid chromatography-mass spectrometry (HPLC-MS).

Method: QSP 1212 - Analysis of Pesticides and Mycotoxins by LC-MS

Exclusions³ see last page

COMPOUND	LOD/LOQ (µg/kg)	ACTION LIMIT (µg/kg)	MEASUREMENT UNCERTAINTY (µg/kg)	RESULT (µg/kg)	RESULT
Aflatoxin B1	2.0 / 6.0		N/A	ND	
Aflatoxin B2	1.8 / 5.6		N/A	ND	
Aflatoxin G1	1.0 / 3.1		N/A	ND	
Aflatoxin G2	1.2 / 3.5		N/A	ND	
Ochratoxin A	6.3 / 19.2	20	N/A	ND	PASS
Total Aflatoxin		20		ND	PASS



Residual Solvents Analysis

Residual Solvent analysis utilizing gas chromatography-mass spectrometry (GC-MS).

Method: QSP 1204 - Analysis of Residual Solvents by GC-MS

Total Butanes = n-Butane + 2-Methylpropane (Isobutane)

Total Pentanes = n-Pentane + 2-Methylbutane (Isopentane) +

2,2-Dimethylpropane (Neopentane)

Total Hexanes = n-Hexane + 2,2-Dimethylbutane (Neohexane) +

2,3-Dimethylbutane / 2-Methylpentane (Isohexane) +

3-Methylpentane

Total Heptanes = 2,2-Dimethylpentane (Neohexane) +

2,3-Dimethylpentane + 2,4-Dimethylpentane + 3,3-Dimethylpentane +

2,2,3-Trimethylbutane (Triptane) + 2-Methylhexane (Isoheptane) +

3-Methylhexane + 3-Ethylpentane + n-Heptane

Total Xylenes = 1,2-Dimethylbenzene (o-Xylene) +

1,3-Dimethylbenzene (m-Xylene) / 1,4-Dimethylbenzene (p-Xylene) +

Ethylbenzene

RESIDUAL SOLVENTS TEST RESULTS - 01/20/2026 ✔ PASS

COMPOUND	LOD/LOQ (µg/g)	ACTION LIMIT (µg/g)	MEASUREMENT UNCERTAINTY (µg/g)	RESULT (µg/g)	RESULT
Propane	0.234 / 0.781	500	N/A	ND	PASS
2-Methylpropane (Isobutane)	0.052 / 0.173	5000	N/A	ND	PASS
n-Butane	0.019 / 0.063	2000	N/A	ND	PASS
Total Butanes		500		ND	PASS
2-Methylbutane (Isopentane)	0.310 / 1.035	5000	N/A	ND	PASS
2,2-Dimethylpropane (Neopentane)	0.035 / 0.117		N/A	ND	
n-Pentane	0.310 / 1.033	1000	N/A	ND	PASS
Total Pentanes		500		ND	PASS
2,2-Dimethylbutane (Neohexane)	9.831 / 32.77	290	N/A	ND	PASS
2,3-Dimethylbutane / 2-Methylpentane (Isohexane)	0.381 / 1.271	290	N/A	ND	PASS
3-Methylpentane	0.109 / 0.365	290	N/A	ND	PASS
n-Hexane	0.110 / 0.366	0	N/A	ND	PASS
Total Hexanes		290		ND	PASS
Cyclohexane	0.357 / 1.190	500	N/A	ND	PASS
2,2-Dimethylpentane (Neohexane)	0.493 / 1.642		N/A	ND	
2,3-Dimethylpentane	1.009 / 3.365		N/A	ND	
2,4-Dimethylpentane	0.737 / 2.458		N/A	ND	
3,3-Dimethylpentane	0.198 / 0.660		N/A	ND	
2,2,3-Trimethylbutane (Triptane)	0.521 / 1.738		N/A	ND	
2-Methylhexane (Isoheptane)	0.610 / 2.034		N/A	ND	
3-Methylhexane	0.235 / 0.785		N/A	ND	
3-Ethylpentane	0.304 / 1.012		N/A	ND	
n-Heptane	13.12 / 43.72	500	N/A	ND	PASS
Total Heptanes		1000		ND	PASS
Cycloheptane	0.597 / 1.989		N/A	ND	
Benzene	0.089 / 0.295	0	N/A	ND	PASS
Toluene	0.115 / 0.382	0	N/A	ND	PASS
Cumene	0.180 / 0.600	70	N/A	ND	PASS
1,3-Dimethylbenzene (m-Xylene) / 1,4-Dimethylbenzene (p-Xylene)	0.451 / 1.502	2170	N/A	ND	PASS
1,2-Dimethylbenzene (o-Xylene)	0.387 / 1.289	2170	N/A	ND	PASS
Ethylbenzene	0.370 / 1.233	2170	N/A	ND	PASS
Total Xylenes		217		ND	PASS
Methanol	53.92 / 163.4	500	N/A	ND	PASS
Ethanol	8.984 / 27.23	1000	N/A	<LOQ	PASS
1-Propanol	1.540 / 5.133	5000	N/A	ND	PASS
2-Propanol (Isopropyl Alcohol)	8.421 / 25.52	500	N/A	ND	PASS

Continued on next page



Residual Solvents Analysis

Continued

RESIDUAL SOLVENTS TEST RESULTS - 01/20/2026 *continued* ✔ PASS

COMPOUND	LOD/LOQ (µg/g)	ACTION LIMIT (µg/g)	MEASUREMENT UNCERTAINTY (µg/g)	RESULT (µg/g)	RESULT
1-Butanol	0.475 / 1.582	5000	N/A	ND	PASS
2-Butanol	7.248 / 24.16	5000	N/A	ND	PASS
1-Pentanol	1.461 / 4.869	5000	N/A	ND	PASS
Acetone	10.59 / 32.08	5000	N/A	ND	PASS
2-Butanone	0.169 / 0.564	5000	N/A	ND	PASS
Tetrahydrofuran	0.622 / 2.075	720	N/A	ND	PASS
Ethyl Ether	0.197 / 0.658	5000	N/A	ND	PASS
Ethylene Glycol	3.803 / 12.68	620	N/A	ND	PASS
2-Ethoxyethanol	1.235 / 4.118	160	N/A	ND	PASS
1,2-Dimethoxyethane	2.116 / 7.052	100	N/A	ND	PASS
1,4-Dioxane	0.468 / 1.558	380	N/A	ND	PASS
Ethylene Oxide	0.253 / 0.844	5	N/A	ND	PASS
Ethyl Acetate	1.123 / 3.745	1000	N/A	ND	PASS
Isopropyl Acetate	0.347 / 1.158	5000	N/A	ND	PASS
Chloroform	0.251 / 0.838	1	N/A	ND	PASS
Dichloromethane (Methylene Chloride)	2.651 / 8.838	600	N/A	ND	PASS
Trichloroethylene	0.299 / 0.996	80	N/A	ND	PASS
1,2-Dichloroethane	0.162 / 0.541	5	N/A	ND	PASS
1,1-Dichloroethene	0.185 / 0.616	8	N/A	ND	PASS
1,2-Dichloroethene	0.428 / 1.427	5	N/A	ND	PASS
Sulfolane	47.66 / 158.9	160	N/A	ND	PASS
Dimethyl Sulfoxide	6.168 / 20.56	5000	N/A	ND	PASS
Acetonitrile	1.595 / 4.833	410	N/A	ND	PASS
Pyridine	0.407 / 1.355	100	N/A	ND	PASS
N,N-Dimethylacetamide	0.127 / 0.422	1090	N/A	ND	PASS
N,N-Dimethylformamide	0.946 / 3.153	880	N/A	ND	PASS

Heavy Metals Analysis

Heavy metal analysis utilizing inductively coupled plasma-mass spectrometry (ICP-MS).

Method: QSP 1160 - Analysis of Heavy Metals by ICP-MS

HEAVY METALS TEST RESULTS - 01/21/2026 ✔ PASS

COMPOUND	LOD/LOQ (µg/g)	ACTION LIMIT (µg/g)	MEASUREMENT UNCERTAINTY (µg/g)	RESULT (µg/g)	RESULT
Arsenic	0.02 / 0.1	0.42	N/A	ND	PASS
Cadmium	0.02 / 0.05	0.27	N/A	ND	PASS
Lead	0.04 / 0.1	0.5	N/A	ND	PASS
Mercury	0.002 / 0.01	0.4	N/A	ND	PASS



Microbiology Analysis

PCR AND PLATING

Analysis conducted by polymerase chain reaction (PCR) and fluorescence detection of microbiological contaminants.

Method: QSP 1221 - Analysis of Microbiological Contaminants

MICROBIOLOGY TEST RESULTS (PCR) - 01/20/2026 ✔ PASS

COMPOUND	ACTION LIMIT	RESULT	RESULT
<i>Aspergillus flavus</i>	Not Detected in 1g	ND	PASS
<i>Aspergillus fumigatus</i>	Not Detected in 1g	ND	PASS
<i>Aspergillus niger</i>	Not Detected in 1g	ND	PASS
<i>Aspergillus terreus</i>	Not Detected in 1g	ND	PASS
<i>Salmonella spp.</i>	Not Detected in 25g	ND	PASS
Shiga toxin-producing <i>Escherichia coli</i>	Not Detected in 25g	ND	PASS

Analysis conducted by 3M™ Petrifilm™ and plate counts of microbiological contaminants.

Method: QSP 6794 - Plating with 3M™ Petrifilm™

MICROBIOLOGY TEST RESULTS (PLATING) - 01/20/2026 ✔ PASS

COMPOUND	ACTION LIMIT (cfu/g)	RESULT (cfu/g)	RESULT
Coliforms	100	ND	PASS
Total Aerobic Bacteria	100	ND	PASS
Total Yeast and Mold	10	ND	PASS

NOTES

Reason for Amendment: Order Detail Information Change Sample unit mass provided by client.

1. Exclusions: QSP 1213 - Sample Certification: California Code of Regulation Title 4 Division 19
2. Exclusions: QSP 1212 - Sample Certification: California Code of Regulation Title 4 Division 19
3. Exclusions: Sample Certification: California Code of Regulation Title 4 Division 19

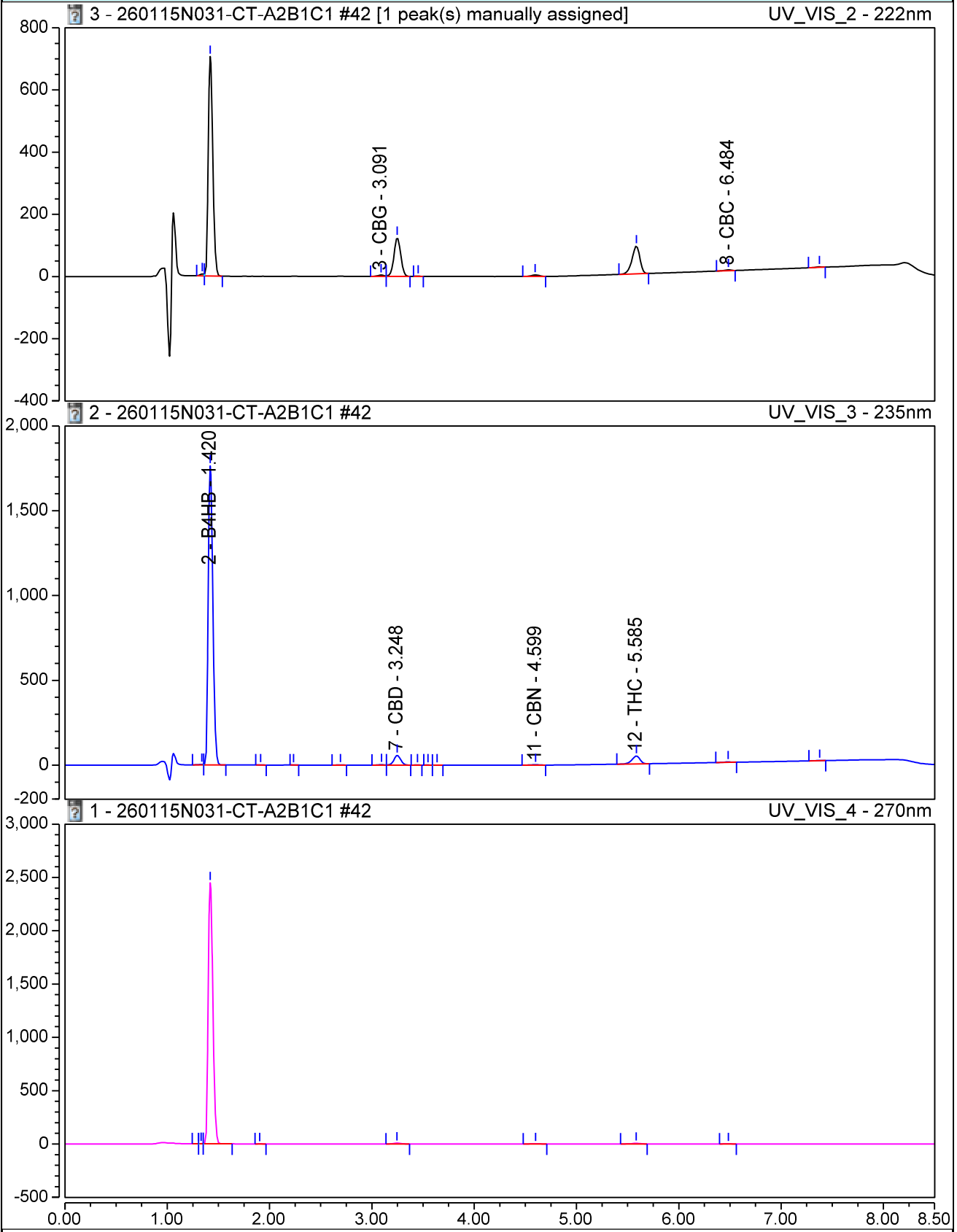
Cannabinoids: Sample Raw Data

Injection Name: 260115N031-CT-A2B1C1

Injection Time: 18/01/2026 02:20

Chromatogram

Vial Position: BA1



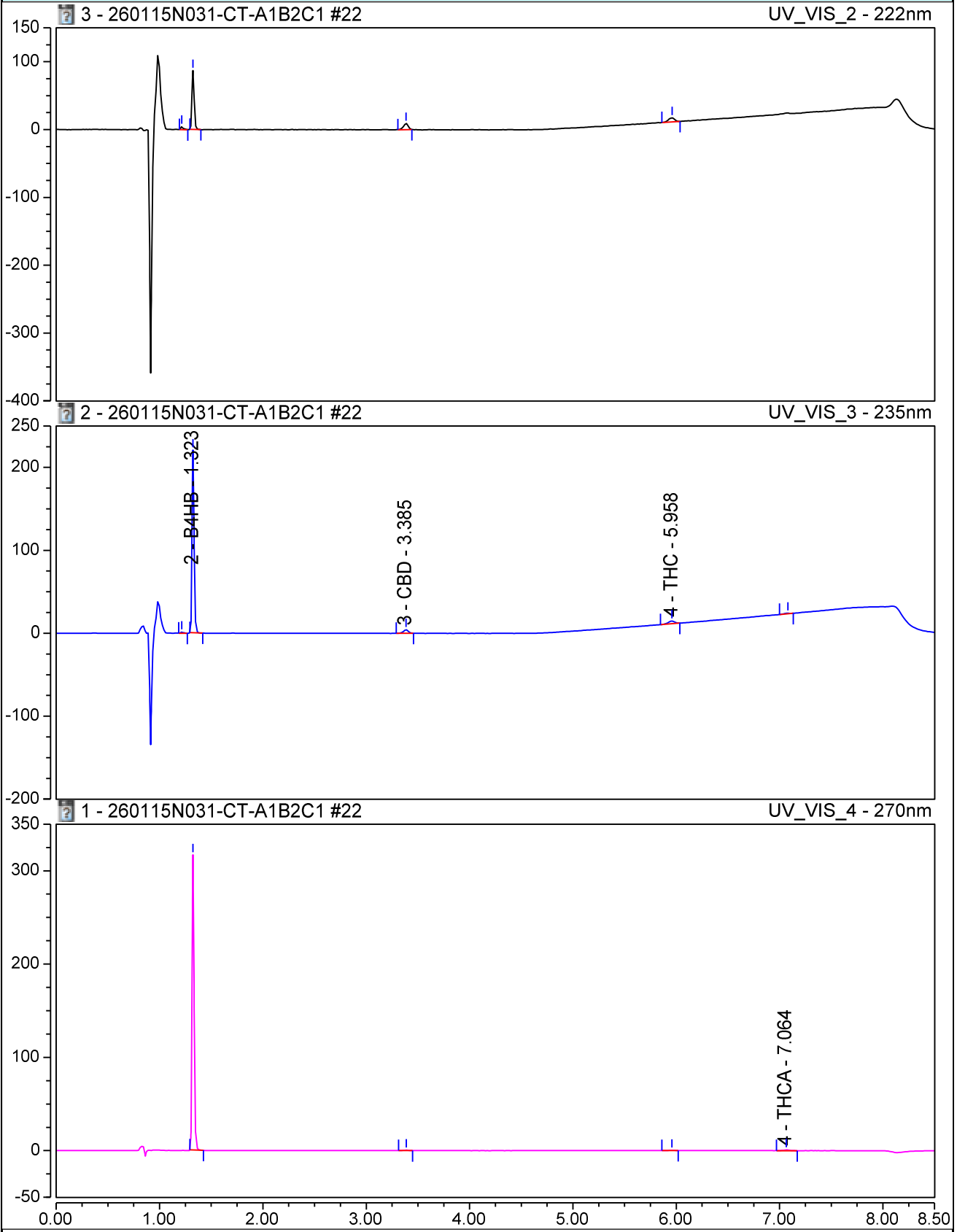
Cannabinoids: Sample Raw Data

Injection Name: 260115N031-CT-A1B2C1

Injection Time: 17/01/2026 08:46

Chromatogram

Vial Position: GC3



Injection Name: 260115N031-CT-A1B2C1				Injection Time: 17/01/2026 08:46		
Raw Data Table				Vial Position: GC3		
Peak No.	Peak Name	Retention Time min	Area mAU*min	Height mAU	Amount ug/mL	Wavelength nm
UV_VIS_2	UV VIS 2	UV VIS 2	UV VIS 2	UV VIS 2	UV VIS 2	UV VIS 2
No.	Peak Name	Retention Time min	Area mAU*min	Height mAU	Amount ug/mL	Wavelength nm
UV_VIS_3	UV VIS 3	UV VIS 3	UV VIS 3	UV VIS 3	UV VIS 3	UV VIS 3
2	B4HB	1.323	5.011	220.427	50.3061	n.a.
3	CBD	3.385	0.246	4.448	3.4648	n.a.
4	THC	5.958	0.235	3.310	3.1473	n.a.
No.	Peak Name	Retention Time min	Area mAU*min	Height mAU	Amount ug/mL	Wavelength nm
UV_VIS_4	UV VIS 4	UV VIS 4	UV VIS 4	UV VIS 4	UV VIS 4	UV VIS 4
4	THCA	7.064	0.057	0.809	0.5306	n.a.

Cannabinoids: Sample Raw Data

Injection Name: 260115N031-CT-A1B1C1

Injection Time: 17/01/2026 08:36

Chromatogram

Vial Position: GC2

