

## SAMPLE DETAILS

## SAMPLE NAME: Baked Bags HDI9 Chocolate Chip Cookie Dough

Infused, Hemp

## CLIENT

Business Name: Baked Bags

License Number:

Address: 24825 Paseo Del Rancho  
Calabasas CA 91302

## SAMPLE DETAIL

Batch Number: 40-CC-DOUGH-D9:  
260243936170

Sample ID: 260611L003

Date Collected: 06/11/2026

Date Received: 06/11/2026

Batch Size:

Sample Size:

Unit Mass: 3.9 grams per Unit

Serving Size:

Scan QR code to verify  
authenticity of results.

## CANNABINOID ANALYSIS - SUMMARY

Total THC: **4.863 mg/unit**Total CBD: **<LOQ**Sum of Cannabinoids: **4.863 mg/unit**Total Cannabinoids: **4.863 mg/unit**Total THC/CBD is calculated using the following formulas to take into  
account the loss of a carboxyl group during the decarboxylation step:Total THC =  $\Delta^9$ -THC + (THCa (0.877))

Total CBD = CBD + (CBDa (0.877))


Sum of Cannabinoids =  $\Delta^9$ -THC + THCa + CBD + CBDa + CBG + CBGa +THCV + THCVa + CBC + CBCa + CBDV + CBDVa +  $\Delta^8$ -THC + CBN + CBNaTotal Cannabinoids = ( $\Delta^9$ -THC+0.877\*THCa) + (CBD+0.877\*CBDa) +

(CBG+0.877\*CBGa) + (THCV+0.877\*THCVa) + (CBC+0.877\*CBCa) +

(CBDV+0.877\*CBDVa) +  $\Delta^8$ -THC + (CBN+0.877\*CBNa)

These results relate only to the sample included on this report.

This report shall not be reproduced, except in full, without written approval of the laboratory.

References: limit of detection (LOD), limit of quantification (LOQ), not detected (ND), not tested (NT),  
 $\mu\text{g/g}$  = ppm,  $\mu\text{g/kg}$  = ppb  
Approved by: Sam Schumann  
Laboratory Director  
Date: 06/12/2026




## Cannabinoid Analysis

Tested by high-performance liquid chromatography with diode-array detection (HPLC-DAD).

**Method:** (GLB-TM-14) Cannabinoid Potency Determination

**TOTAL THC: 4.863 mg/unit**

Total THC ( $\Delta^9$ -THC+0.877\*THCa)

**TOTAL CBD: <LOQ**

Total CBD (CBD+0.877\*CBDa)

**TOTAL CANNABINOIDS: 4.863 mg/unit**

Total Cannabinoids (Total THC) + (Total CBD) + (Total CBG) + (Total THCV) + (Total CBC) + (Total CBDV) +  $\Delta^8$ -THC + (Total CBN)

**TOTAL CBG: ND**

Total CBG (CBG+0.877\*CBGa)

**TOTAL THCV: ND**

Total THCV (THCV+0.877\*THCVa)

**TOTAL CBC: ND**

Total CBC (CBC+0.877\*CBCa)

**TOTAL CBDV: ND**

Total CBDV (CBDV+0.877\*CBDVa)

**CANNABINOID TEST RESULTS - 06/11/2026**

COMPOUND	LOD/LOQ (mg/g)	MEASUREMENT UNCERTAINTY (mg/g)	RESULT (mg/g)	RESULT (%)
$\Delta^9$ -THC	0.002 / 0.147	$\pm 0.0885$	1.247	0.1247
$\Delta^8$ -THC	0.002 / 0.162	N/A	<LOQ	<LOQ
CBD	0.007 / 0.147	N/A	<LOQ	<LOQ
THCa	0.006 / 0.130	N/A	ND	ND
THCV	0.003 / 0.029	N/A	ND	ND
THCVa	0.002 / 0.115	N/A	ND	ND
CBDa	0.008 / 0.151	N/A	ND	ND
CBDV	0.005 / 0.035	N/A	ND	ND
CBDVa	0.002 / 0.063	N/A	ND	ND
CBG	0.004 / 0.032	N/A	ND	ND
CBGa	0.003 / 0.136	N/A	ND	ND
CBN	0.002 / 0.043	N/A	ND	ND
CBC	0.001 / 0.057	N/A	ND	ND
CBCa	0.003 / 0.052	N/A	ND	ND
CBNa	0.002 / 0.093	N/A	ND	ND
<b>SUM OF CANNABINOIDS</b>			<b>1.247 mg/g</b>	<b>0.1247%</b>

**Unit Mass: 3.9 grams per Unit**

$\Delta^9$ -THC per Unit	4.863 mg/unit
Total THC per Unit	4.863 mg/unit
CBD per Unit	<LOQ
Total CBD per Unit	<LOQ
Sum of Cannabinoids per Unit	4.863 mg/unit
Total Cannabinoids per Unit	4.863 mg/unit

## SAMPLE DETAILS

## SAMPLE NAME: Baked Bags HDI9 Chocolate Chip Cookie Dough

Infused, Hemp Infused

## CULTIVATOR / MANUFACTURER

Business Name:

License Number:

Address:

## DISTRIBUTOR / TESTED FOR

Business Name: Baked Bags

License Number:

Address:

## SAMPLE DETAIL

Batch Number: 40-CC-DOUGH-D9:  
260243936170

Sample ID: 260521N012

Date Collected: 05/21/2026

Date Received: 05/21/2026

Batch Size:





Sample Size: 1.0 unit

Unit Mass: 1.27 grams per Unit

Serving Size:

Scan QR code to verify  
authenticity of results.

## SAFETY ANALYSIS - SUMMARY

Pesticides:  PASSMycotoxins:  PASSResidual Solvents:  PASSHeavy Metals:  PASSMicrobiology (PCR):  PASSMicrobiology (Plating):  PASS

For quality assurance purposes. Not a Regulatory Hemp Lab Test Report. These results relate only to the sample included on this report. This report shall not be reproduced, except in full, without written approval of the laboratory.

**Sample Certification:** Action Limits used in this report are a compilation of guidance from state regulatory agencies in all states except Alaska. Action limits for required tests are the lower of any conflicting state regulations.

**Decision Rule:** Statements of conformity (e.g. Pass/Fail) to specifications are made in this report without taking measurement uncertainty into account. Where statements of conformity are made in this report, the following decision rules are applied: PASS - Results within limits/specifications, FAIL - Results exceed limits/specifications.

**References:** limit of detection (LOD), limit of quantification (LOQ), not detected (ND), not tested (NT), µg/g = ppm, µg/kg = ppb, too numerous to count >250 cfu/plate (TNTC), colony-forming unit (cfu)

Amendment to Certificate of Analysis 260521N012-004



### Pesticide Analysis

Pesticide and plant growth regulator analysis utilizing high-performance liquid chromatography-mass spectrometry (HPLC-MS) or gas chromatography-mass spectrometry (GC-MS).

\*GC-MS utilized where indicated.

**Method:** QSP 1212 - Analysis of Pesticides and Mycotoxins by LC-MS or QSP 1213 - Analysis of Pesticides by GC-MS

### PESTICIDE TEST RESULTS - 05/23/2026 ✔ PASS

COMPOUND	LOD/LOQ (µg/g)	ACTION LIMIT (µg/g)	MEASUREMENT UNCERTAINTY (µg/g)	RESULT (µg/g)	RESULT
Abamectin	0.032 / 0.097	0.07	N/A	ND	PASS
Acephate	0.006 / 0.018	0.05	N/A	ND	PASS
Acequinocyl	0.009 / 0.027	0.03	N/A	ND	PASS
Acetamiprid	0.016 / 0.049	0.05	N/A	ND	PASS
Aldicarb	0.030 / 0.090	0.1	N/A	ND	PASS
Allethrin	0.030 / 0.092	0.1	N/A	ND	PASS
Atrazine	0.006 / 0.019	0.025	N/A	ND	PASS
Azadirachtin	0.082 / 0.248	0.5	N/A	ND	PASS
Azoxystrobin	0.003 / 0.009	0.01	N/A	ND	PASS
Benzovindiflupyr	0.003 / 0.009	0.01	N/A	ND	PASS
Bifenazate	0.003 / 0.009	0.01	N/A	ND	PASS
Bifenthrin	0.021 / 0.064	0.2	N/A	ND	PASS
Boscalid	0.003 / 0.009	0.01	N/A	ND	PASS
Buprofezin <sup>†</sup>	0.006 / 0.019	0.02	N/A	ND	PASS
Captan	0.045 / 0.135	3	N/A	ND	PASS
Carbaryl	0.007 / 0.020	0.025	N/A	ND	PASS
Carbofuran	0.003 / 0.008	0.01	N/A	ND	PASS
Chlorantraniliprole	0.006 / 0.018	0.02	N/A	ND	PASS
Chlordane*	0.010 / 0.032	0.1	N/A	ND	PASS
Chlorfenapyr*	0.005 / 0.015	0.1	N/A	ND	PASS
Chlormequat chloride	0.022 / 0.066	3	N/A	ND	PASS
Chlorpyrifos	0.013 / 0.039	0.04	N/A	ND	PASS
Clofentezine	0.003 / 0.009	0.01	N/A	ND	PASS
Clothianidin	0.008 / 0.025	0.025	N/A	ND	PASS
Coumaphos	0.003 / 0.010	0.01	N/A	ND	PASS
Cyantraniliprole	0.003 / 0.010	0.01	N/A	ND	PASS
Cyfluthrin	0.052 / 0.159	0.1	N/A	ND	PASS
Cypermethrin	0.051 / 0.153	0.3	N/A	ND	PASS
Cyprodinil <sup>†</sup>	0.003 / 0.008	0.01	N/A	ND	PASS
Daminozide	0.026 / 0.077	0.1	N/A	ND	PASS
Deltamethrin	0.059 / 0.180	0.5	N/A	ND	PASS
Diazinon	0.006 / 0.017	0.02	N/A	ND	PASS
Dichlorvos (DDVP)	0.012 / 0.038	0.1	N/A	ND	PASS
Dimethoate	0.003 / 0.009	0.1	N/A	ND	PASS
Dimethomorph	0.016 / 0.050	0.05	N/A	ND	PASS
Dinotefuran	0.010 / 0.030	0.05	N/A	ND	PASS
Diuron	0.013 / 0.040	0.125	N/A	ND	PASS
Dodemorph	0.012 / 0.035	0.05	N/A	ND	PASS
Endosulfan sulfate	0.016 / 0.048	0.05	N/A	ND	PASS
Endosulfan-α*	0.004 / 0.014	0.2	N/A	ND	PASS
Endosulfan-β*	0.006 / 0.019	0.05	N/A	ND	PASS

Continued on next page



### Pesticide Analysis *Continued*

PESTICIDE TEST RESULTS - 05/23/2026 *continued* ✔ **PASS**

COMPOUND	LOD/LOQ (µg/g)	ACTION LIMIT (µg/g)	MEASUREMENT UNCERTAINTY (µg/g)	RESULT (µg/g)	RESULT
Ethoprophos	0.003 / 0.009	0.01	N/A	ND	PASS
Etofenprox	0.014 / 0.042	0.05	N/A	ND	PASS
Etoxazole	0.007 / 0.020	0.01	N/A	ND	PASS
Etridiazole*	0.002 / 0.005	0.03	N/A	ND	PASS
Fenhexamid	0.003 / 0.008	0.125	N/A	ND	PASS
Fenoxycarb	0.003 / 0.010	0.01	N/A	ND	PASS
Fenpyroximate	0.007 / 0.020	0.2	N/A	ND	PASS
Fensulfothion	0.003 / 0.010	0.01	N/A	ND	PASS
Fenthion	0.003 / 0.010	0.01	N/A	ND	PASS
Fenvalerate <sup>‡</sup>	0.033 / 0.099	0.1	N/A	ND	PASS
Fipronil	0.003 / 0.010	0.01	N/A	ND	PASS
Fonicamid	0.007 / 0.022	0.025	N/A	ND	PASS
Fludioxonil	0.003 / 0.010	0.01	N/A	ND	PASS
Fluopyram <sup>‡</sup>	0.003 / 0.009	0.01	N/A	ND	PASS
Hexythiazox	0.003 / 0.010	0.01	N/A	ND	PASS
Imazalil	0.003 / 0.009	0.01	N/A	ND	PASS
Imidacloprid	0.003 / 0.010	0.01	N/A	ND	PASS
Iprodione	0.077 / 0.233	0.5	N/A	ND	PASS
Kinoprene	0.077 / 0.233	0.5	N/A	ND	PASS
Kresoxim-methyl	0.006 / 0.019	0.02	N/A	ND	PASS
λ-Cyhalothrin	0.068 / 0.206	0.25	N/A	ND	PASS
Malathion	0.003 / 0.009	0.02	N/A	ND	PASS
Metalaxyl	0.003 / 0.010	0.02	N/A	ND	PASS
Methiocarb	0.003 / 0.008	0.02	N/A	ND	PASS
Methomyl	0.008 / 0.025	0.05	N/A	ND	PASS
Methoprene	0.172 / 0.521	2	N/A	ND	PASS
Mevinphos	0.008 / 0.024	0.025	N/A	ND	PASS
MGK-264	0.015 / 0.047	0.05	N/A	ND	PASS
Myclobutanil	0.003 / 0.009	0.01	N/A	ND	PASS
Naled	0.021 / 0.064	0.1	N/A	ND	PASS
Novaluron	0.002 / 0.005	0.025	N/A	ND	PASS
Oxamyl	0.017 / 0.051	0.5	N/A	ND	PASS
Paclobutrazol	0.003 / 0.010	0.01	N/A	ND	PASS
Parathion-methyl	0.016 / 0.050	0.05	N/A	ND	PASS
Pentachloronitrobenzene (Quintozene)*	0.004 / 0.012	0.02	N/A	ND	PASS
Permethrin	0.056 / 0.168	0.04	N/A	ND	PASS
Phenothrin	0.016 / 0.047	0.05	N/A	ND	PASS
Phosmet	0.007 / 0.020	0.02	N/A	ND	PASS
Piperonyl Butoxide	0.010 / 0.029	0.2	N/A	ND	PASS
Pirimicarb	0.003 / 0.009	0.01	N/A	ND	PASS
Prallethrin	0.015 / 0.046	0.05	N/A	ND	PASS

Continued on next page



### Pesticide Analysis *Continued*

PESTICIDE TEST RESULTS - 05/23/2026 *continued* ✔ PASS

COMPOUND	LOD/LOQ (µg/g)	ACTION LIMIT (µg/g)	MEASUREMENT UNCERTAINTY (µg/g)	RESULT (µg/g)	RESULT
Propiconazole	0.027 / 0.080	0.1	N/A	ND	PASS
Propoxur	0.003 / 0.008	0.01	N/A	ND	PASS
Pyraclostrobin	0.003 / 0.010	0.01	N/A	ND	PASS
Pyrethrins	0.016 / 0.049	0.05	N/A	ND	PASS
Pyridaben	0.005 / 0.017	0.02	N/A	ND	PASS
Pyriproxyfen	0.003 / 0.009	0.01	N/A	ND	PASS
Resmethrin	0.013 / 0.039	0.05	N/A	ND	PASS
Spinetoram	0.003 / 0.010	0.01	N/A	ND	PASS
Spinosad	0.003 / 0.010	0.01	N/A	ND	PASS
Spirodiclofen	0.031 / 0.093	0.25	N/A	ND	PASS
Spiromesifen	0.016 / 0.050	0.03	N/A	ND	PASS
Spirotetramat	0.003 / 0.010	0.01	N/A	ND	PASS
Spiroxamine	0.020 / 0.062	0.1	N/A	ND	PASS
Tebuconazole	0.003 / 0.010	0.01	N/A	ND	PASS
Tebufenozide	0.003 / 0.008	0.01	N/A	ND	PASS
Teflubenzuron	0.007 / 0.022	0.025	N/A	ND	PASS
Tetrachlorvinphos	0.003 / 0.008	0.01	N/A	ND	PASS
Tetramethrin	0.021 / 0.063	0.1	N/A	ND	PASS
Thiabendazole	0.006 / 0.020	0.02	N/A	ND	PASS
Thiacloprid	0.003 / 0.009	0.01	N/A	ND	PASS
Thiamethoxam	0.003 / 0.010	0.01	N/A	ND	PASS
Thiophanate-methyl	0.013 / 0.040	0.05	N/A	ND	PASS
Trifloxystrobin	0.003 / 0.009	0.02	N/A	ND	PASS



### Mycotoxin Analysis

MYCOTOXIN TEST RESULTS - 05/23/2026 ✔ PASS

Mycotoxin analysis utilizing high-performance liquid chromatography-mass spectrometry (HPLC-MS).

Method: QSP 1212 - Analysis of Pesticides and Mycotoxins by LC-MS

COMPOUND	LOD/LOQ (µg/kg)	ACTION LIMIT (µg/kg)	MEASUREMENT UNCERTAINTY (µg/kg)	RESULT (µg/kg)	RESULT
Aflatoxin B1	1.6 / 5.0	5	N/A	ND	PASS
Aflatoxin B2	1.4 / 4.1	20	N/A	ND	PASS
Aflatoxin G1	1.6 / 4.9	20	N/A	ND	PASS
Aflatoxin G2	1.6 / 5.0	20	N/A	ND	PASS
Ochratoxin A	1.6 / 5.0	5	N/A	ND	PASS
Total Aflatoxin		20		ND	PASS



### Residual Solvents Analysis

Residual Solvent analysis utilizing gas chromatography-mass spectrometry (GC-MS).

**Method:** QSP 1204 - Analysis of Residual Solvents by GC-MS

**Total Butanes** = n-Butane + 2-Methylpropane (Isobutane)  
**Total Heptanes** = 2,2-Dimethylpentane (Neoheptane) + 2,3-Dimethylpentane + 2,4-Dimethylpentane + 3,3-Dimethylpentane + 2,2,3-Trimethylbutane (Triptane) + 2-Methylhexane (Isoheptane) + 3-Methylhexane + 3-Ethylpentane + n-Heptane  
**Total Xylenes** = 1,2-Dimethylbenzene (o-Xylene) + 1,3-Dimethylbenzene (m-Xylene) / 1,4-Dimethylbenzene (p-Xylene)

### RESIDUAL SOLVENTS TEST RESULTS - 05/23/2026

COMPOUND	LOD/LOQ (µg/g)	ACTION LIMIT (µg/g)	MEASUREMENT UNCERTAINTY (µg/g)	RESULT (µg/g)	RESULT
Propane	0.234 / 0.781	500	N/A	ND	PASS
2-Methylpropane (Isobutane)	0.052 / 0.173	5000	N/A	ND	PASS
n-Butane	0.019 / 0.063	2000	N/A	ND	PASS
Total Butanes		500		ND	PASS
n-Pentane	0.310 / 1.033	1000	N/A	ND	PASS
n-Hexane	0.110 / 0.366	0	N/A	ND	PASS
2,2-Dimethylpentane (Neoheptane)	0.493 / 1.642		N/A	ND	
2,3-Dimethylpentane	1.009 / 3.365		N/A	ND	
2,4-Dimethylpentane	0.737 / 2.458		N/A	ND	
3,3-Dimethylpentane	0.198 / 0.660		N/A	ND	
2,2,3-Trimethylbutane (Triptane)	0.521 / 1.738		N/A	ND	
2-Methylhexane (Isoheptane)	0.610 / 2.034		N/A	ND	
3-Methylhexane	0.235 / 0.785		N/A	ND	
3-Ethylpentane	0.304 / 1.012		N/A	ND	
n-Heptane	13.12 / 43.72	500	N/A	ND	PASS
Total Heptanes		1000		ND	PASS
Benzene	0.089 / 0.295	0	N/A	ND	PASS
Toluene	0.115 / 0.382	0	N/A	ND	PASS
1,3-Dimethylbenzene (m-Xylene) / 1,4-Dimethylbenzene (p-Xylene)	0.451 / 1.502	2170	N/A	ND	PASS
1,2-Dimethylbenzene (o-Xylene)	0.387 / 1.289	2170	N/A	ND	PASS
Total Xylenes		217		ND	PASS
Methanol	53.92 / 163.4	500	N/A	ND	PASS
Ethanol	8.984 / 27.23	1000	N/A	ND	PASS
2-Propanol (Isopropyl Alcohol)	8.421 / 25.52	500	N/A	ND	PASS
Acetone	10.59 / 32.08	5000	N/A	ND	PASS
Ethyl Acetate	1.123 / 3.745	1000	N/A	ND	PASS

### Heavy Metals Analysis

Heavy metal analysis utilizing inductively coupled plasma-mass spectrometry (ICP-MS).

**Method:** QSP 1160 - Analysis of Heavy Metals by ICP-MS

### HEAVY METALS TEST RESULTS - 05/23/2026

COMPOUND	LOD/LOQ (µg/g)	ACTION LIMIT (µg/g)	MEASUREMENT UNCERTAINTY (µg/g)	RESULT (µg/g)	RESULT
Arsenic	0.02 / 0.1	0.42	N/A	ND	PASS
Cadmium	0.02 / 0.05	0.27	N/A	ND	PASS
Lead	0.04 / 0.1	0.5	N/A	ND	PASS
Mercury	0.002 / 0.01	0.4	N/A	<LOQ	PASS



### Microbiology Analysis

#### PCR AND PLATING

Analysis conducted by polymerase chain reaction (PCR) and fluorescence detection of microbiological contaminants.

**Method:** QSP 1221 - Analysis of Microbiological Contaminants

#### MICROBIOLOGY TEST RESULTS (PCR) - 05/26/2026 ✔ PASS

COMPOUND	ACTION LIMIT	RESULT	RESULT
<i>Aspergillus flavus</i>	Not Detected in 1g	ND	PASS
<i>Aspergillus fumigatus</i>	Not Detected in 1g	ND	PASS
<i>Aspergillus niger</i>	Not Detected in 1g	ND	PASS
<i>Aspergillus terreus</i>	Not Detected in 1g	ND	PASS
<i>Salmonella spp.</i>	Not Detected in 1g	ND	PASS
Shiga toxin-producing <i>Escherichia coli</i>	Not Detected in 1g	ND	PASS

Analysis conducted by 3M™ Petrifilm™ and plate counts of microbiological contaminants.

**Method:** QSP 6794 - Plating with 3M™ Petrifilm™

#### MICROBIOLOGY TEST RESULTS (PLATING) - 05/26/2026 ✔ PASS

COMPOUND	ACTION LIMIT (cfu/g)	RESULT (cfu/g)	RESULT
Coliforms	100	ND	PASS
Total Aerobic Bacteria	100	200.0	
Total Yeast and Mold	10	70.0	